




GRANITEC COATING  
DESIGN  
CATALOGUE

**ARTiSAN**

WE DO IT BETTER



# ARTISAN GRANITEC COATING



DESERT BROWN




CAFE BERNINI




TIGER SKIN




CARAMEL RUSH




ASH UNAKITE



ROSA BETA




BLUE PEARL




STAR SKY



BUTTERFLY BLUE



PEARL WHITE




CORAL MARINE




GOLD MINE

DURABLE | MODERN | BESPOKE | ELEGANT | SUPREME QUALITY

# ARTISAN GRANITEC COATING



EMERALD GLIT




DARK MINT



LILAC HUNT



ROSE WOOD



MAGMA RED



PAPER WHITE



DATURA



XYLSOMA



JONQUIL



BAMBOO BURN



MINT SNOW




SAND ASH


DURABLE | MODERN | BESPOKE | ELEGANT | SUPREME QUALITY




# ARTISAN GRANITEC COATING



FLANNEL



MOON ALBA




WILD CARROT




MORGANITE



BLACK SUSAN




HELENIUM



COREOPSIS



THUNBERGIA



CALENDULA



BLACK TULIP



SUNFLOWER



PRIMROSE

DURABLE | MODERN | BESPOKE | ELEGANT | SUPREME QUALITY

## Application Method of Artisan Granittec Coating



### Surface Preparation:

Clean the surface thoroughly and make sure the surface is free from dust, loose particles, oil, water and other foreign material.

### Primer:

Apply suitable Coloured Granittec Prime which provides base colour for the coating using brush, Roller or spray on the surface.

Depending on the surface porosity 1-3 coats can be applied.

Once Granittec Primer is applied, the surface is ready to receive Granittec Coating material.



### Mixing:

The material is ready-mixed, ready to use out of the box. However it is advisable to mix the full contents of the bucket thoroughly before starting the application to ensure homogenous mixture and optimum performance.

### Note:

*Diluting the material is generally not recommended, however if material feels too stiff to be applied, then thinning is possible using clean water.*

*Always keep material covered when not in use. And store away from direct sunlight.*



### Application:

Any wall defects should be corrected before starting the application.

Once the surface is ready and primed.

Apply divider tapes if required for tile or brick effect.

Start to spray or apply the granittec coating using trowel. Make sure all areas are evenly covered.

If after applying the first layer of material there is need to apply second coat then wait for the material to dry before applying the second coat.

Once the granittec coating is applied remove the tapes immediately and allow the material to dry for 24 hours.

### Coverage:

2-3 kg per meter square @ 1-1.5mm thickness.



### Finishing and Cleaning:

Once the material is completely dry and strong, glossy sealer can be applied for additional protection and glossy finish.

All tools must be immediately soaked and cleaned with water which will allow it to be used for next day or future jobs.

*Always make sure that proper guidelines are used and the best practices are followed for best results and beautiful looking walls.*



WE DO IT BETTER

# ARTISAN GRANITEC COATING

MODERN

BESPOKE

ELEGANT

DURABLE



- **Coating: 25kg Buckets**
- **Primer: 1 USG & 5 USG Buckets**
- **Sealer: 1 USG & 5 USG Buckets**

Marketed & Distributed By:  
Imdad Building Material Trading LLC

Ph: +971 6 766 2050  
Mob: +971 50 699 6192  
Email: [imdadbm2012@gmail.com](mailto:imdadbm2012@gmail.com)



WE DO IT BETTER