



HIND ELECTRICAL CO.

Manufacturers of : Process Control Instruments | Control Valve | Gas Detector | Rupture Disc | Flow Meter | Level Solution

H.O.: 123, Heena Arcade, GIDC Char Rasta, Vapi - 396 191

E-mail : hindelec2005@gmail.com / sales@hindelectrical.com / info@hindelectrical.com

Website : www.hindelectrical.com

Mobile : +91 9328164725, +91 9825480831, +91 9510276725, +91 260 2430127



AN ISO 9001:2015 COMPANY
(Certificate No. 18DQCW55)



CB-035-MS

ELECTROMAG FLOW METER

ELECTROMAG FLOW METER TECHNICAL DATA



JUICE MILK MAG FLOW METER



CONDUCTIVE ACID FLOW METER



BRINE ACID MAG FLOW METER



ETP WASTE WATER METER



CHILLED WATER MAG FLOW METER



HCL MAG FLOW METER

Medium	Waste Water, Mud and various kinds of conductivity liquid
Diameter	DN10~DN2000mm
Accuracy	+/-0.5%
Temperature	<80°C(rubber); <180°C(PTFE)
Pressure	10 kg/cm ² ; Max (Higher on Request)
Flow speed	0.3~10m/s
Requirement of pipeline	Upstream ≥5DN; Downstream ≤10DN
Electrode	Stainless steel 316L(standard); Titanium; Tantalum ; Hast alloy
Lining	PTFE; Rubber
Connection	Flange; thread; clamp on
Body material	Cast steel ;stainless steel
Power supply	220V;24V;Battery
Output	Pulse;4~20mA;HART;RS485;MODBUS;GPRS
Communication	HART;RS485;MODBUS
Explosion proof	Customized
Protection	IP65 or IP67

FLOW SOLUTION

TURBINE FLOW METER



TURBINE FLOW METER TECHNICAL DATA

Application range	(A) Without Impurity (B) Low viscosity
Measured Value	
Primary measured value	Flow Rate
Secondary measured value	Volume flow
Features	
Construction	The measurement system consists of a flow sensor and a signal converter
Compact converter	1) Pulse output without local display 2) 4-20mA Output without local display 3) Type: Local Display; Lithium Battery Power; No Output Local Display; 24V DC Power; 4-20mA Output; Optional Function: (1) Backup Power Supply: Lithium Battery (2) Modbus, RS485 (3) Pulse Output
Connection	Thread: DN4-DN50 Flange: DN15-DN200 (DIN, ANSI, JIS)

MASS FLOW METER

MASS FLOW METER TECHNICAL DATA

FLOW SOLUTION



THERMAL MASS FLOW METER



CORIOLIS MASS FLOW METER

Measuring Media: Gas, Liquid

Measuring Principle: Thermodynamic

Measurement Object: Closed Pipeline

Flow Fluid Measured: Liquid, Air, Solid Flow

Output Signal: 4-20mA, Pulse, RS485, Hart

Indicate: Transient Flow+Accumulated Flow + Density + Temper

Fluid Types: Two-Phase Flow, Three-Phase Flow

Ex-Proof: Intrinsic Safety/ Explosion-Proof

Measurable Density: 0~3.5g/cm³

Density Accuracy: 0.002g/cm³;

VORTEX FLOW METER

VORTEX FLOW METER TECHNICAL DATA

FLOW SOLUTION



VORTEX FLOW METER



GAS FLOW METER VORTEX



LIQUID FLOW METER VORTEX



STEAM FLOW METER VORTEX

Technical Data

VORTEX STEAM FLOW METER	
Ambient temperature	(-30 ~ +70) °C / (-20 ~ +60 °C liquid-crystal display)
Medium temperature	(-50 ~ +250) °C, (-50 ~ +350) °C
Power Supply	The three-wire system and The two-wire system
Three-wire System	When using external power supply: 12 ~ 24VDC/30mA (-20% ~ +15%), no output can be as low as 9V
Three-wire System	When battery-powered (optional): Lithium battery 3.6V (2-13Ah) / 0.3mA.
Output Signal	Three wire system and two wire system
Three wire system	Pulse output: High level ≥ 8V (power supply voltage -1V). low level <0.5V
Three wire system	RS485 communication
Two wire system	Second-line 4 ~ 20mA linear correction electronic current output

ORIFICE FLOW METER

ORIFICE FLOW METER TECHNICAL DATA



STEAM FLOW METER ORIFICE



INTEGRATION ORIFICE PLATE FLOW METER



GAS FLOW METER ORIFICE



Technical Data

Nominal Bore:	DN20~ DN2000mm
Nominal Pressure	0.6 ~ 32MPa(≥20MPaHigh-pressure lens plate or fully welding)
Medium Temperature	-20 ~ 530°C
Accuracy	±0.5% ~ ±1.5%

Relative data about orifice plate and pressure tapping:

Mode	Nominal Bore	Aperture proportion $\beta=d/D$	Renault range Red	Nominal pressure MPa	Material		
					Orifice plate	Ring casing	Flange
Angle joint	20~2000	0.2~0.75	$5 \times 10^3 \sim 10^8$	0.6~6.3	Stainless steel	Stainless steel or Carbon steel	Stainless steel or Carbon steel
Flange	20~2000	0.2~0.75	$8 \times 10^3 \sim 10^8$				

ROTA METER

ROTA METER TECHNICAL DATA SHEET



METALIC TUBE FLOW METER



GLASS TUBE FLOW METER

Specifications

glass tube rotameter flow meter

1>medium:for gases and liquids

2>max temp.:200C,max. press.:10bar,2.5%


GLASS TUBE ROTAMETER

glass rotameter are the new products of our company,compared with the other domestic products of the same type,it has advantages of high measuring precision,good interchangeability,multiple connection ways,especially the value of flow rate of the flow meter is in millimeter scale mark,which is capable of providing actual flow scale according to the temperature,pressure,density,and viscosity of different flows,solving the problem of indication correction...

MAGNETIC LEVEL

TECHNICAL DATA

LEVEL SOLUTION



Technical Parameter:

Product Name	capacitance fuel level sensor
Detection range	15~1500mm
Precision	0.5%
Pressure range	-0.1Mpa~0.1MPa
Explore a heat resistance	-100~150 °C
Environmental temperature	-40~70 °C
Explore polar diameter	Φ 16
Output signal	0~5 V or 4~20 mA or RS232 or RS485
Power supply	DC12~40 V (typical values 24 VDC) limit voltage DC10V~80 V
Fixed way	thread installation M20 x 1.5

RADAR LEVEL

RADAR LEVEL TECHNICAL

LEVEL SOLUTION



6.8 GHz Non-contact Radar level meter

Type	ILUX-RLN-1002	ILUX-RLN-1003	ILUX-RLN-1004
Application	corrosive liquid, slurry, solid Such as: Liquid water storage tank Acid-base storage tank Slurry storage tank Solid particle Small tank	corrosive liquid, slurry, solid Such as: Liquid water storage tank Acid-base storage tank Slurry storage tank Solid particle Small tank	liquid, slurry, solid Such as: Crude oil and light oil storage tank, raw coal, powdered coal position: volatile liquid tank coke material level Slurry storage tank Solid particle
Max. range	20m	20m	35m
Connection	Thread	Thread / Flange	Thread / Flange
Op. temp.	-40-120°C	-40-150°C	-40-250°C
Op. press.	-1 - 3bar	-1 - 20bar	-1 - 40bar
Repeatability	±2mm	±2mm	±2mm
Accuracy	< 0.1%	< 0.1%	< 0.1%
Frequency	6.8 GHz	6.8 GHz	6.8 GHz
IP grade	IP67	IP67	IP67
Output	4-20mA	4-20mA	4-20mA
Power	24VDC	24VDC	24VDC

ULTRASONIC LEVEL



Ultrasonic open channel level meter

ULTRASONIC LEVEL DATA

Model	ILUX-UL-1001	ILUX-UL-1002	ILUX-UL-1003	ILUX-UL-1004
Range	10m, 15m, 20m	10m, 15m, 20m	4m, 6m, 8m, 12m, 20m, 30m	4m, 6m, 8m, 12m, 20m
Accuracy	0.3%FS	0.3%FS	0.2%FS	0.2%FS
Analog output	4-20mA (2-wire or 3-wire)	4-20mA (2-wire or 3-wire)	4-20mA (2-wire, 3-wire or 4-wire)	4-20mA (2-wire)
Communication	NA	NA	Option: RS485, HART	Option: HART
Output load	0-500Ω	0-500Ω	0-500Ω	0-600Ω
Display	LCD 4-digit	LCD 4-digit	LCD 4-digit	LCD 4-digit
Power supply	DC20-32V ≥30mA	DC20-32V ≥30mA	DC20-32V ≥30mA	DC21-27V ≥35mA
Ambient Temp.	-20℃~70℃	-20℃~70℃	-20℃~70℃	-20℃~70℃
Pressure range	±0.1Mpa	±0.1Mpa	±0.1Mpa	±0.1Mpa
Beam Angle	6°, 8°, 10°	6°, 8°, 10°	8°, 5°	8°, 5°
Measure cycle	1 second	1 second	1 second	1~20 seconds
Parameter set	4 buttons	4 buttons	3 buttons	3 buttons
Housing material	ABS	Cast Aluminum	Cast Aluminum	Cast Aluminum
Sensor material	PVC or PVDF	PVC or PTFE	PVC or PTFE	PVC or PTFE with metal sleeve
Protect grade	IP65	IP65	IP67	IP67
Explosion-proof	NA	yes	NA	yes

L
E
V
E
L
S
O
L
U
T
I
O
N

FORK LEVEL SWITCH



FORK LEVEL TECHNICAL DATA

TECHNICAL DATA

Medium temperature: -20 °C ~ 220 °C

Environmental temperature: -20 °C ~ 80 °C

Environment humidity : ≤ 95%RH

Medium : Liquid, powder, or solid particle

Medium density : solid ≥ 0.1g/cm³ ; liquid ≥ 0.7 g/cm³

solid particle diameter : ≤ 10mm,

Liquid viscosity : < 1000mm²/s

Pressure range : ≤ 1Mpa,

Fork material : 1Cr18Ni9Ti (SS 304)

Process connection : 1" NPT ; G3/4

Power supply : DC24V ; AC220V 50Hz,

Relay capacity : 8A 220V AC







DC Voltage output : 0 - 5V,

DC current output : 0 - 10mA

Power consumption : ≤ 2W,

Fork vibratory frequency : 300 ± 50Hz

L
E
V
E
L
S
O
L
U
T
I
O
N


	GAS DETECTOR	GAS DETECTOR TECHNICAL DATA
<p style="writing-mode: vertical-rl; transform: rotate(180deg);">G A S D E T E C T O R</p>	<div style="display: flex; justify-content: space-around;"> <div style="text-align: center;">  <p>FIXED PID SENSOR GAS DETECTOR</p> </div> <div style="text-align: center;">  <p>IR FIXED GAS DETECTOR</p> </div> </div> <div style="text-align: center; margin-top: 20px;">  <p>OPEN PATH GAS DETECTOR</p> </div>	<ul style="list-style-type: none"> - Sensor Technology Electrochemical, Photo-Ionization, Catalytic, Infrared, Solid-State - Detection Range Varies with gas type - Resolution 0.01 ppm; 0.1 ppm; 1 ppm; 0.1 %Volume; 1 %LEL (depends on gas type) - Response Time less than 30 sec. 90% - Recovery Time less than 30 sec. 10% - Temperature Range -40 deg. C to +50 deg. C - Humidity Range 10 - 90% RH, non-condensing - Zero Drift less than 1% of full-scale typical - Power Requirements 12-30 VDC 1.08 - 1.82 W (24 VDC) - Outputs 4-20 mA Standard Modbus RTU Option Relay Module Option - Sensor Service Life >2 years typical under normal conditions, depends on sensor type and conditions
<p style="writing-mode: vertical-rl; transform: rotate(180deg);">G A S D E T E C T O R</p>	<div style="text-align: center;"> <p>PORTABLE GAS DETECTOR</p>  <p>SINGLE GAS DETECTOR</p>  <p>MULTY GAS DETECTOR</p>  </div>	<p style="text-align: center;">TECHNICAL DATA</p> <p>Method: Natural Diffusion</p> <p>Gas sensor type: Catalytic or electrochemical</p> <p>Detecting gas: Combustible gas, H2S, CO, O2</p> <p>Accuracy: $\leq \pm 5\%$ FS</p> <p>Response Time: ≤ 30s</p> <p>Indication: LCD displays real-time and system status;</p> <p>Working Environment: Temperature $-20^{\circ}\text{C} \sim 50^{\circ}\text{C}$, Humidity $< 95\%$ RH (no dew)</p> <p>Power Source: 3.7V Lithium battery, 1800mAh</p> <p>Charging Time: 4h~6h</p> <p>Working Time: ≥ 8h continuously</p> <p>Gas Sensor Life: 2 years</p> <p>Protection Grade: IP66</p>
	<p style="text-align: center;">CONDUCTIVITY PROBE</p>	<p style="text-align: center;">CONDUCTIVITY TECHNICAL</p>

W
A
T
E
R

A
N
A
L
Y
S
I
S



ILUX-CD-1001 -
INDUSTRIAL
CONDUCTIVITY
ELECTRODE



ILUX-CD-1002 -
INDUSTRIAL
CONDUCTIVITY
ELECTRODE



ILUX-CD-1003 -
INDUSTRIAL
CONDUCTIVITY

The conductivity industrial series of electrodes are specially used for the measurement of conductivity value of pure water, ultrapure water, water treatment, etc. It is especially suitable for conductivity measurement in the thermal power plant and the water treatment industry. It is featured by the double-cylinder structure and the titanium alloy material, which can be naturally oxidized to form the chemical passivation. Its anti-infiltration conductive surface is resistant to all kinds of liquid except fluoride acid. The temperature compensation components are: NTC2.252K, 2K, 10K, 20K, 30K, pt100, pt1000, etc. which are specified by the user. K=10.0 or K=30 electrode adopts a large area of platinum structure, which is resistant to strong acid and alkaline and has strong anti-pollution capacity; it is mainly used for on-line measurement of the conductivity value in the special industries, such as the sewage treatment industry and the seawater purification industry.

Technical Indexes


1. Constant of electrode: 1.0
2. Compressive strength: 0.6MPa
3. Measuring range: 0-2000uS/cm
4. Connection: 1/2or 3/4 Thread Installation
5. Material: 316L Titanium Alloy and Platinum
6. Application: Water Treatment Industry

INDUSTRIAL DISSOLVED OXYGEN METER

TECHNICAL DATA

W
A
T
E
R

A
N
A
L
Y
S
I
S



ILUX-DO-1001-Industrial
Online Dissolved Oxygen
Probe



ILUX-DO-1002 High
Temperature Dissolved
Oxygen Electrode



ILUX-DOM-1003 Online
Dissolved Oxygen Meter
for Water Treatment

Principle

Industrial High Temperature fermentation Dissolved Oxygen Electrode, using palaeographic oxygen electrode principle. With breathable membrane heads. Steel gauze electrode membrane and silicone rubber

1. Dissolved Oxygen Electrode
2. Material: stainless steel
3. Membrane: fluorine plastic, silicone, stainless steel wire mesh composite membrane.
4. Cathode: platinum wire
5. Anode: silver
6. Temperature sensor: PT1000
7. The response current in the air: 60 Na Ampere.
8. The response current in a nitrogen atmosphere: less than one percent response current of response in air.
9. Response time: about 60 seconds (up 95% response).
10. Response Stability: a constant oxygen partial pressure at a constant temperature environment, response current drift is less than 3% per week.
11. Liquid mixing flow to the electrode response: 3% or less
12. Response Temperature Coefficient: 3% (at room temperature).
13. Insertion diameter: 12 mm, 19 mm, 25 mm optional.
14. Insertion part length: 80,150,200,250,300 mm optional.

TURBIDITY METER

TECHNICAL DATA

W
A
T
E
R

A
N
A
L
Y
S
I
S



Online Turbidity Meter

TECHNICAL DATA

- Online turbidity meter use a four bit display, simple reading, accurate, high precision, with two decimals
1. Measurement range: 0 to 20.00, 0 to 200.0, 0 to 2000, 0 to 4000
 2. Accuracy: <FS (full scale) ± 5%
 3. Reproducibility: <FS ± 1%
 4. Resolution: 0.001NTU/0.01NTU/0.1NTU
 5. Drift: <0.1NTU/hour
 6. Sampling volume: 200ml continuous
 7. Adapt to temperature: 4 ~ 40 °C
 8. Relative humidity: <70% RH
 9. Supply Voltage: AC200 ~ 240V, 50HZ; DC 24V
 10. Power consumption: <25W

PH SENSOR AND METER

TECHNICAL DATA

W
A
T
E
R

A
N
A
L
Y
S
I
S



ILUX-PH-1002 - SS316 WASTE WATER PH PROBE



ILUX-Ph-1004-PORTABLE PH METER



ILUX-pH-1003 pH Meter


- Measuring range :0~14 PH
- Temperature range :0~95oC
- Withstand voltage :0.6 Mpa
- Material :PPS
- Slope :<96%
- Zero potential :7PH ±0.3
- Installation dimension : The upper and lower 3/4NPT pipe thread
- Standard length :5m
- Can be equipped with thermistor :2.252K,PT100
- Connection mode : Low noise cable leads directly
- Application : Used in all kinds of industrial wastewater treatment, environmental protection water treatment
- pH measurement of flue gas desulfurization

MEASURING INSTRUMENT

TYPE OF MEASURING INSTRUMENT

M
E
A
S
U
R
I
N
G

I
N
S
T
R
U
M
E
N
T



DIGITAL LUX METER
DIGITAL TACHOMETER
INFRARED THERMAL IMAGING CAMERA
INFRARED THERMOMETER
DIGITAL MOISTURE METER
DIGITAL MANOMETER
DIGITAL SOUND LEVEL METER
LASER DISTANCE METER
ULTRASONIC THICKNESS METER
PAINT COATING
THICKNESS METER

LAB INSTRUMENT

TYPE OF LAB INSTRUMENT

L
A
B

I
N
S
T
R
U
M
E
N
T



DIGITAL BOM CALORIMETER
MOISTURE BALANCE METER
HARDNESS TESTING

WEATHER MONITORING INSTRUMENT

TYPE OF INSTRUMENT

W
E
A
T
H
E
R

M
O
N
I
T
O
R
I
N
G



ANEMOMETER
DIGITAL WEATHER MONITORING
AUTOMATIC WEATHER STATION

PRESSURE SENSOR

TYPE OF PRESSURE SENSOR

S
E
N
S
O
R



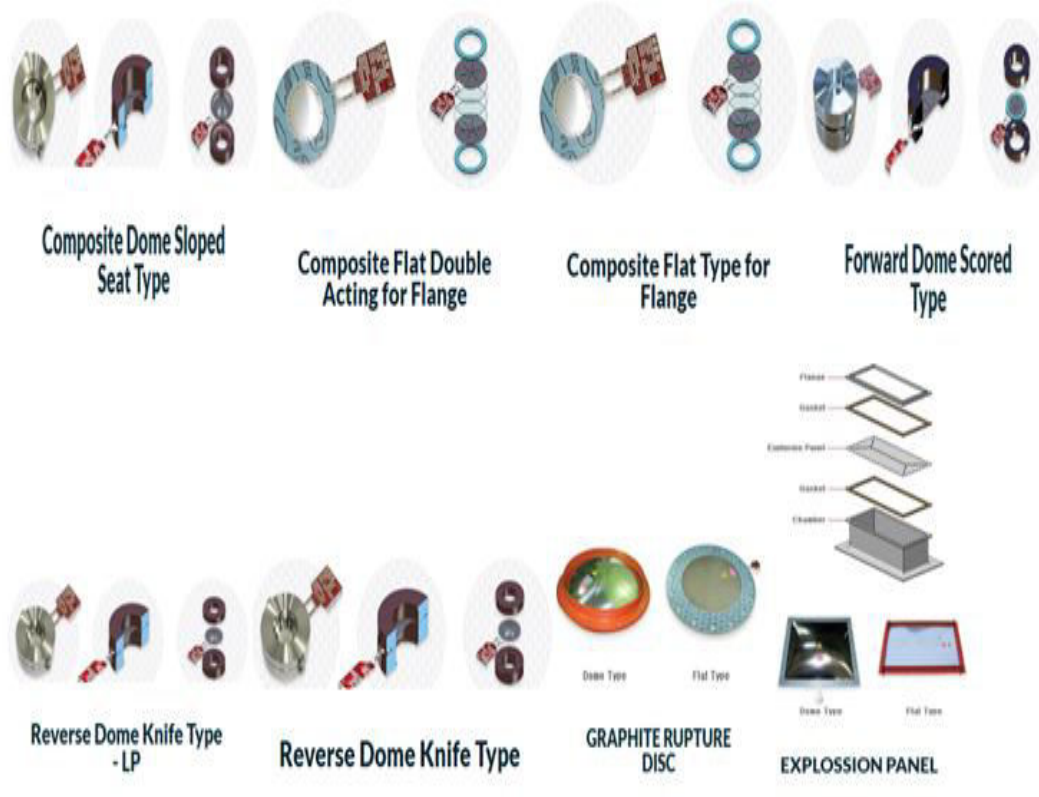
CUSTOMIZABLE PRESSURE TRANSMITTER
HART SMART DIFFERENTIAL PRESSURE
CAPACITANCE PRESSURE TRANSMITTER
DIFFUSIVE SILICON PRESSURE TRANSMITTER
DIGITAL PRESSURE GAUGE
TEMPERATURE GAUGE
TEMPERATURE TRANSMITTER
RTD EXPLOSION PROOF
THERMOCOUPLE

RUPTURE DISC

TYPE OF RUPTURE DISC

R
U
P
T
U
R
E

D
I
S
C



COMPOSITE DOME SLOPED SEAT TYPE
 COMPOSITE FLAT DOUBLE ACTING
 COMPOSITE FLAT TYPE
 FORWARD DOME SCORED TYPE
 REVERSE DOME SLOPED SEAT TYPE
 REVERSE DOME KNIFE TYPE
 GRAPHITE RUPTURE DISC
 EXPLOSION PANEL

SAFETY VALVE

TYPE OF SAFETY VALVE

S
A
F
E
T
Y


V
A
L
V
E



SRV –HIGH TEMPERATURE
 SAFETY VALVE IN STAINLESS STEEL MATERIAL
 LARGE SIZE SAFETY VALVE

VALVE AND CONTROL VALVE

TYPE OF VALVE



ANGLE VALVE
 BALL VALVE
 CHECK VALVE
 GLOVE VALVE
 PRESSURE REDUCING VALVE
 GATE VALVE

Correspondence Address :

Regd. Office :
 Hind Electrical Co.
 123, Heena Arcade,
 GIDC Char Rasta
 Vapi, 396191
 Dist. - Valsad, Gujarat
 Gujarat

Branch Office :
 35, 3rd Floor, Omkar Complex,
 Valiya Road, Nr. N.H. No. 8, GIDC
 Ankleshwar, Dist. - Bharuch,

HO : admin@hindelectrical.com
 : hind.elec.2005@gmail.com

Email: sales@hindelectrical.com
 : info@hindelectrical.com

Correspondence Address :

Regd. Office :
 Hind Electrical Co.
 123, Heena Arcade,
 GIDC Char Rasta
 Vapi, 396191
 Dist. - Valsad, Gujarat
 Gujarat

Branch Office :
 35, 3rd Floor, Omkar Complex,
 Valiya Road, Nr. N.H. No. 8, GIDC
 Ankleshwar, Dist. - Bharuch,

HO : admin@hindelectrical.com
 : hind.elec.2005@gmail.com

Email: sales@hindelectrical.com
 : info@hindelectrical.com

